



# CAREEL







Careel Yachts are stable, self-righting, comfortable boats to sail.

The Careel 18, which has been a big success in trailer yachts for over a decade, has now updated with extra freeboard giving more internal volume resulting in more living space. Fourteen feet of bunk space either side offers room for four adults or two adults and three small children.

The Careel 22L is a beautiful cruising yacht with an excellent racing performance. Its very efficient hull was designed by well known yacht designer Joe Adams.

The cabin is extremely spacious, designed for lounging and will comfortably accommodate a family of six for sleeping and meals.

The well thought out, efficient galley slides and locks away when not in use, leaving more useful room in the cabin for day time use.

The Careel 18 is Australia's most popular Trailer Yacht with over 400 yachts sold. Many features have been gained from more than a decade of manufacturing such as a new designed ballasted keel and full polyurethane foam buoyancy.

The Careel Mk.3 has provision for a folding stove which is removeable to cook out on deck if you wish. A stainless steel safety pushpit makes it easy to pull yourself on board, also doubles as a main sheet traveller to keep gear out of the cockpit.

We feel that if a yacht is to have a 'pop-top' it must be extremely strong and sturdy — strong enough for an adult to stand on in the 'up' position if need be, anything else can be a safety hazard. The pop-top of the 22L is not only strong and rigid, it has four positions and automatically locks down.

The 342kg hydraulically operated keel of the 22L has been engineered to exceptional safety specifications and now features a high speed pump and stainless steel hydraulic line.





Much thought has gone into the layout of Careel Yachts. A neat drained anchor hatch leaves ample room to stand. The raised toe rail right around the boat adds safety, giving you something to brace your foot against. In the large self-draining cockpit there is a drained petrol hatch, completely sealed off from the cabin and a drained ice box. For safety it is most important that these hatches do not open into the hull.

The solid timber table on top of the keel case is large enough for the whole family to sit around.

The toilet area on a small yacht should be well ventilated and private. The Careel forward hatch gives excellent ventilation and the whole forward area can be screened.

There is plenty of storage under the bunks and the timber panelling gives a warm and luxurious look to the cabin while providing a comfortable back rest and excellent storage.

The interior of the boat is easy to keep clean and scrubbable indoor-outdoor carpet is used on the floor.

The forward hatch, apart from providing ventilation, is large enough for an adult to pass through. Jiffy reefing and rolling boom provide easy mainsail storage.

No hanging over the stern with an outboard motor on a bracket — your outboard will fit neatly onto a stainless strap on the transom of the yacht, right beside the fuel storage compartment.

Very important — the Careel can be towed by the family car. It is easy to launch and rig — can be launched if necessary off a sandy beach and the mast can be raised and lowered simply, by one man.

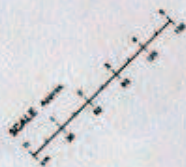
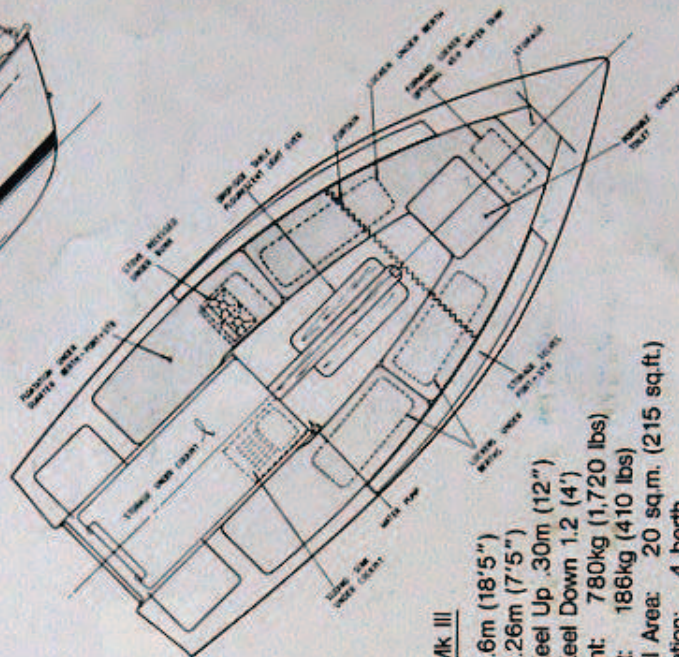
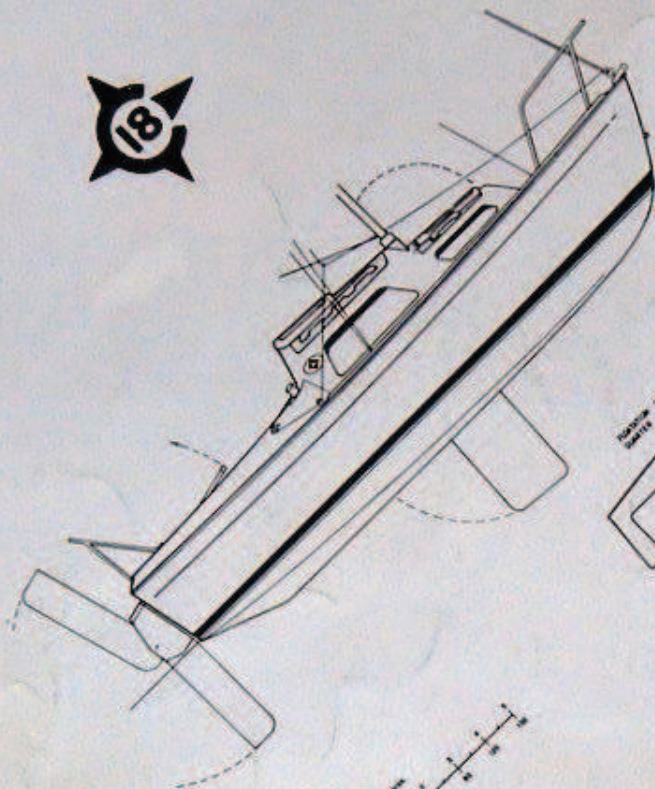
The most important feature about Careel Yachts is how they are built. Careel Yachts are manufactured to the highest specifications with woven rovings in the hull and timber reinforcement used throughout where extra strength is needed.

All Careel Yachts are available in various stages of construction, from kit, basic sailing to deluxe. Every assistance is given to the owners who wish to carry out their own fitting out, etc. Careel Yachts offer excellent value for money.

FINANCE CAN BE ARRANGED.



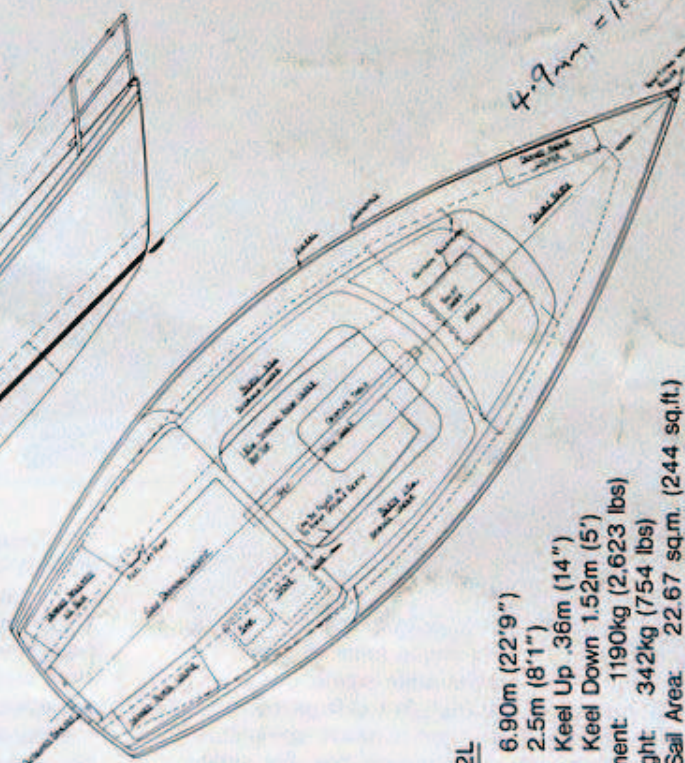
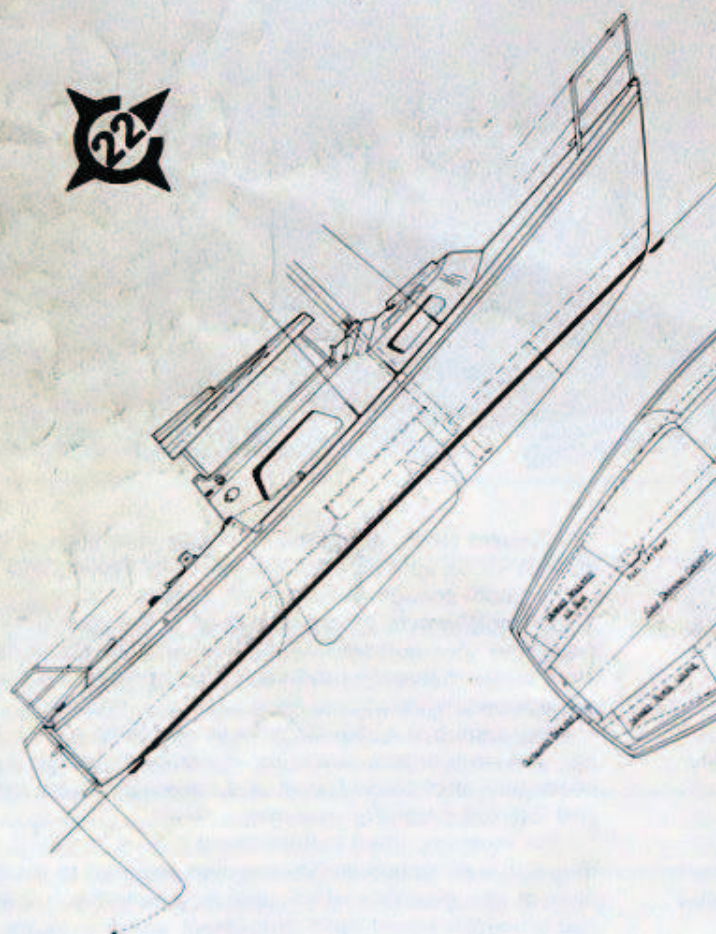
18



**Careel 18 Mk III**

Length: 5.6m (18'5")  
 Beam: 2.26m (7'5")  
 Draft: Keel Up .30m (12")  
           Keel Down 1.2 (4')  
 Displacement: 780kg (1,720 lbs)  
 Keel Weight: 186kg (410 lbs)  
 Working Sail Area: 20 sq.m. (215 sq.ft.)  
 Accommodation: 4 berth

22



**Careel 22L**

Length: 6.90m (22'9")  
 Beam: 2.5m (8'1")  
 Draft: Keel Up .36m (14")  
           Keel Down 1.52m (5')  
 Displacement: 1190kg (2,623 lbs)  
 Keel Weight: 342kg (754 lbs)  
 Working Sail Area: 22.67 sq.m. (244 sq.ft.)  
 Accommodation: 5-6 berth  
                     6' headroom in 'pop-top' area  
                     Alternative layout available

Manufactured by  
**DAVID ROSE YACHTS**

AUSTRALIA  
 14 Currawong Ave. Palm Beach 2108

Telephone (02) 919 4701