





duncanson offshore 25





EASE OF HANDLING — Mast easily raised and lowered, only forestay need be detached.
Comfortably trailed and launched by family car.
Can be launched and retrieved in only 457 mm (18 inches).



Easily driven hull shape gives high performance and ease of handling with relatively small sail area.








All external ballast means safe comfortable cruising without using crew weight for stability.

OFFSHORE SAFETY ASPECTS

The **Duncanson 25** carries its entire ballast 544.32 kg (1200 lb.) in its retractable keel giving an exceptional safety margin in event of a knockdown.

With the keel down and the mast held horizontal to the water a standard **Duncanson 25**, with inboard diesel fitted, carried 90.72 kg (200 lb.) at the top of its forestay before losing a positive righting moment. The same standard of safety can not be achieved with internal ballast.



With keel retracted and crew aboard, yacht still had a positive righting ability.

The **DUNCANSON OFFSHORE 25 SWING or FIXED KEEL YACHTS** are available in the following stages of construction

BASIC LOCK UP YACHT: Hull, deck and internal furniture bonded together, keel supplied and fitted, including hydraulics, chainplates and rudder supplied and fitted. Windows, hatches, stormboards, gunwhales and stem head supplied and fitted.

KIT FORM: Mast, boom, deck gear, standing and running rigging, no fastenings.

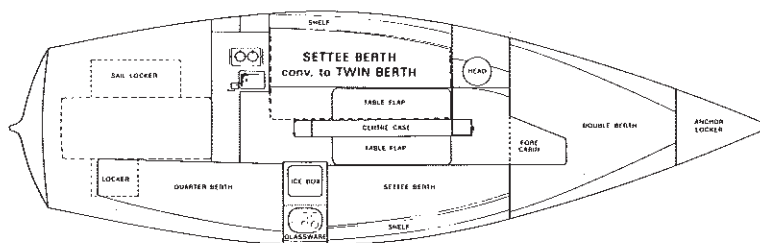
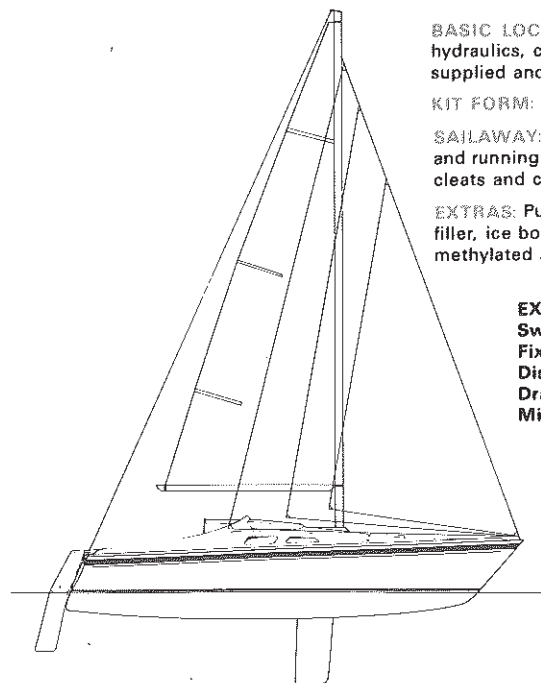
SAILAWAY: Hull, deck and internal furniture bonded together, hatches fitted. Keel fitted, rudder, tiller, spars, standing and running rigging, No. 2 Genoa, mainsail, 2 Arco No. 6 winches, 2, No. 7, deck hardware, grab rails, stormboards, cleats and cabin steps.

EXTRAS: Pushpit, pulpit, lifelines & stanchions, thru hull toilet, interior consisting of galley, sink, pump, water tank and filler, ice box, hoses, cupboard, teak table, deluxe teak trim and flooring . . . supplied & fitted, s.s. boarding ladder, methylated spirit stove, navigation & interior lights, bunk cushions, outboard bracket, bilge pump, battery fitted.

EXTERNAL BALLAST

Swing Keel 544 kg (1200 lbs.)
Fixed Keel 680 kg (1500 lbs.)
Displacement 1524 kg (1.5 ton)
Draft 1.3 m (4'3")
Min. 0.405 m (1'4")


LOA 7.8 m (25'6")
Beam 2.4 m (8')
Mast above Deck 8.5 m (28')
Mainsail Luff 7.8 m (25'9")
Mainsail Foot 2.8 m (9'6")





FEATURES

- Safety in buoyant stern section without excessive beam at transom
- Pulpit pushpit and life lines are to A.Y.F. standards
- Spacious self draining cockpit
- All winches, halyard and control lines are easily handled without leaving the roomy cockpit
- Effective non-skid deck surfaces
- Waterproof front and main hatches
- Spray dodger creates 1.8 m (6 ft.) headroom at galley without weakening deck with a "Pop-top"
- Ventilated outboard fuel locker
- Inboard engine beds fitted to all hulls
- Ample room to install inboard diesel



- One piece interior fibreglass moulding provides modular reinforcement to the one piece hull moulding
- All interior joinery is constructed from genuine solid teak
- Moulded full sized galley and insulated ice box
- 68 litre (15 gallon) fresh water tank under cockpit
- Separate and enclosed thru hull toilet
- Five full sized bunks

Built by: **YACHT SPECIALISTS S.A. PTY. LTD.**

REPRESENTED BY—