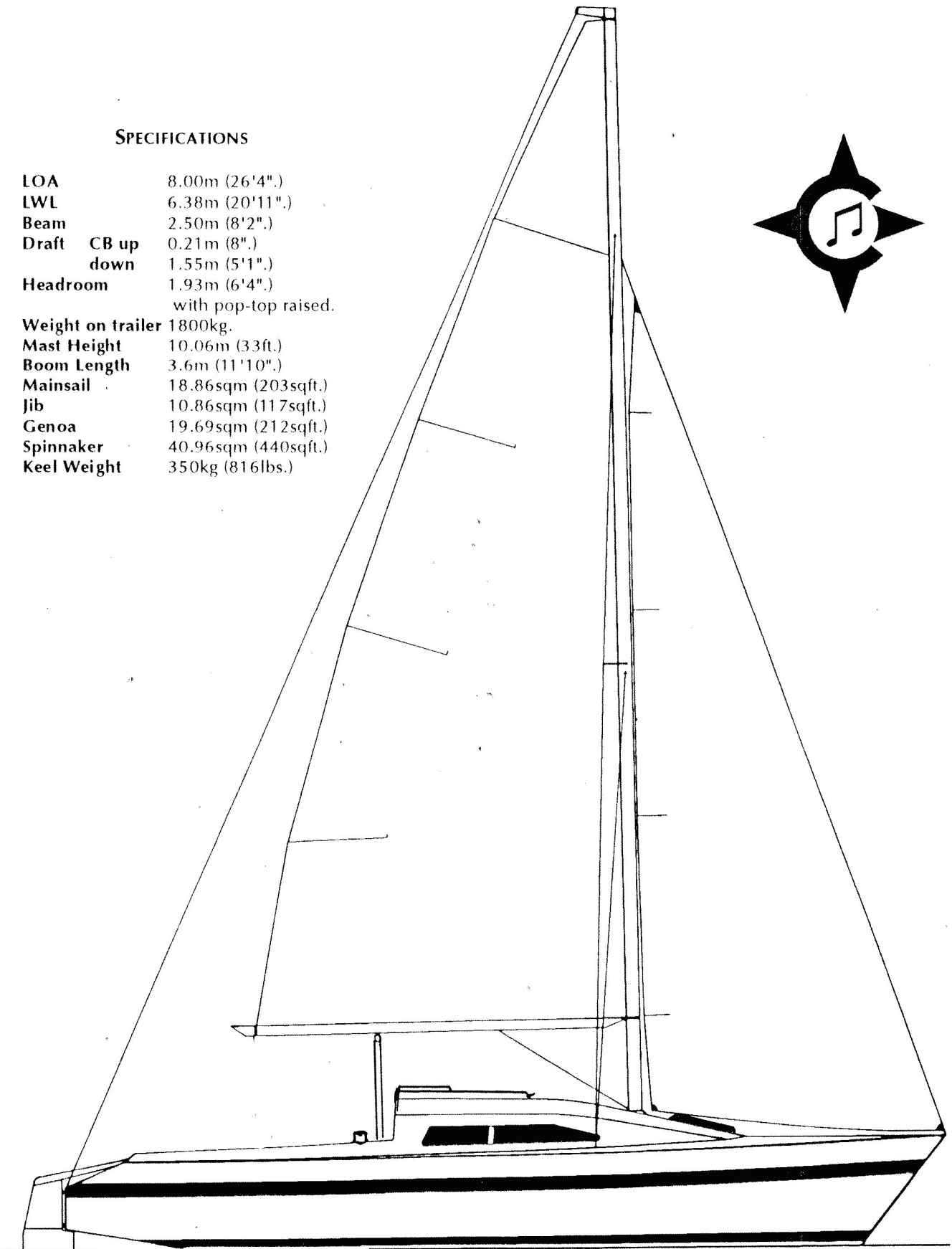



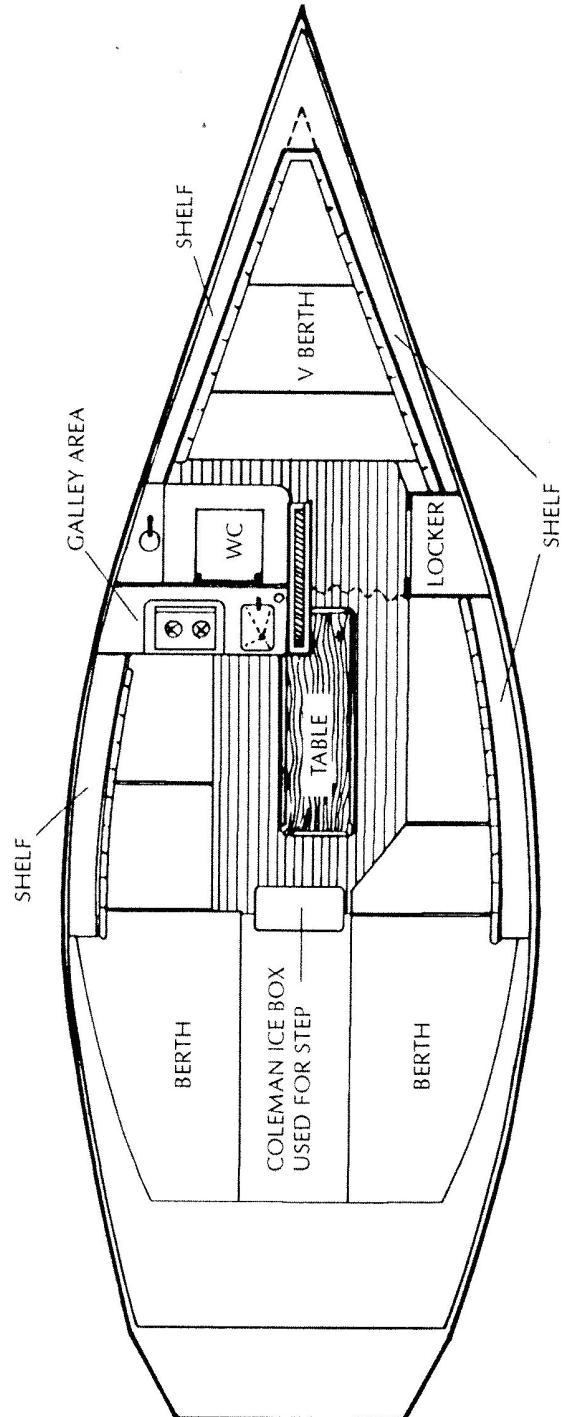
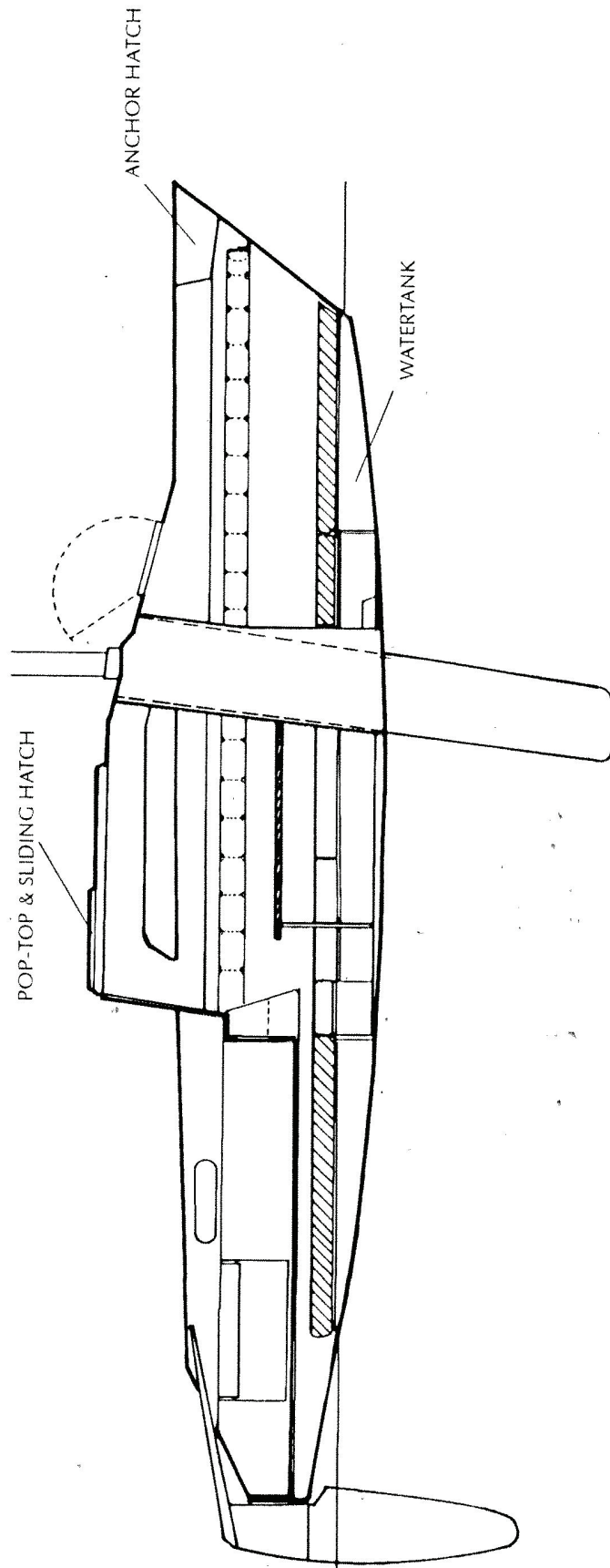

# CAREEL SONATA 26

## SPECIFICATIONS

|                   |                      |
|-------------------|----------------------|
| LOA               | 8.00m (26'4".)       |
| LWL               | 6.38m (20'11".)      |
| Beam              | 2.50m (8'2".)        |
| Draft             | 0.21m (8".)          |
| CB up             | 1.55m (5'1".)        |
| down              | 1.93m (6'4".)        |
| Headroom          | with pop-top raised. |
| Weight on trailer | 1800kg.              |
| Mast Height       | 10.06m (33ft.)       |
| Boom Length       | 3.6m (11'10".)       |
| Mainsail          | 18.86sqm (203sqft.)  |
| Jib               | 10.86sqm (117sqft.)  |
| Genoa             | 19.69sqm (212sqft.)  |
| Spinnaker         | 40.96sqm (440sqft.)  |
| Keel Weight       | 350kg (816lbs.)      |



Manufactured by: DAVID ROSE YACHTS 14 CURRAWONG AVENUE PALM BEACH NSW 2108 TEL: (02) 974 4701 FAX: (02) 974 5669  
SPECIFICATIONS SUBJECT TO CHANGE WITHOUT NOTICE -4/93



# CAREEL SONATA 26

DAVID ROSE YACHTS Pty. Ltd.  
Palm Beach, NSW, 2108  
Phone: (02) 974 4701  
Facsimile: (02) 974 5669

## BASIC ASSEMBLY

Fibreglass hull using Ferro silicone impregnated gel coat and woven rovings with furniture bonded in. Deck bonded to hull. Lead filled, fibreglass keel fitted, weight: 350kg with hydraulic lift operated from cockpit. Windows cut out. Anchor well bonded in. Large cockpit drains fitted, towing eye fitted. All other fibreglass hatches and mouldings supplied loose. Coloured waterline. Fibreglass rudder blade. **\$21,600.**

## READY TO SAIL

As above with tinted windows fitted, all hatches fitted, anodised alloy slotted gunwales fitted, pop-top mechanism fitted, stem fittings and chain plates fitted, 2 halyard winches fitted with cleats, 2 speed sheet winches with cleats, mainsheet traveller and car, stainless steel and fibreglass rudder fitted, mooring cleat fitted. Tapered mast, boom with standing and running rigging, boom vang. Mainsail with battens and insignia. Jib, mainsheet and jib sheets. Translucent forward hatch. **\$35,000.**

## CRUISE PACKAGE

As above with front runner soft interior lining, teak trim, carpet, galley with 2 drawers and cupboard and stainless steel sink, pump and 100l water tank. 2 burner stove, 45l ice box, Porta Potti toilet with curtain. Custom made cloth bunk cushions with matching padded back rests. Stainless steel pulpit, stanchions and life lines padded in cockpit area, navigation lights and 4 fluorescent interior lights. Fire extinguisher. Lifting outboard bracket. Anchor, chain and line. **\$44,000.**

Specially designed galvanised 4 wheel trailer with brakes, vacuum booster, jockey wheel plus 10:1 winch. **\$4,500.**

Specially designed galvanised 2 wheel trailer with brakes, vacuum booster, jockey wheel plus 10:1 winch. **\$4,200.**

Sun awning. **\$175.**

Self tacking jib. **P.O.A.**

Stove with griller. **\$100.**

Prices are ex factory and inclusive of sales tax.  
Prices and specifications are subject to change without notice.

July 1992

Mast fitted with new EASY LIFT (Pat. Pend.) one man mast raising and storing system.

Member of the Boating Industry Association of NSW.