



18 22

CAREEL

SWING KEEL
& FIXED KEEL
YACHTS





CAREEL 18 MKII

MORE FEATURES FOR YOUR CONVENIENCE AND COMFORT

The Careel 18, which has been a big success in trailer yachts for over a decade has now updated with extra freeboard giving more internal volume resulting in more living space.

The Careel 18 MKII is a stable, self righting, delightful boat to sail.

- Fourteen feet of bunk space either side, room for four adults or two adults and three small children.
- Drained anchor hatch.
- Stainless steel bow fitting, incorporating bow roller and deck cleat for easy anchoring and mooring.
- Gunwales and handrails, easily maintained.
- Lockable forward hatch, safely off the deck, also a wonderful safe lookout spot for small children to stand.
- Insulated, self-draining ice box right near the helm.
- Two Barlow sheet winches.
- Stainless steel outboard mount on transom.
- Lockable cabin door louvred for

ventilation.

- Solid timber mast post and dropside table in satin finish.
- Ample storage under bunks.
- Provision for folding stove, which is removable to cook out on deck if you wish.
- Sliding sink, water tanks and pump as optional extras, sliding out of sight under the cockpit when not in use and not taking up precious bunk space.
- Easy care carpet on cabin floor.
- Sun awning available to keep cockpit and cabin cool.
- Timber panelling to give a warm and luxurious look to the cabin, and also providing for storage for cups, plates, etc., and providing a comfortable back rest.
- The toilet area is ventilated by the forward hatch and curtained for privacy.

MORE FEATURES FOR YOUR FAMILY'S SAFETY

- Full polyurethane foam buoyancy.
- Keel lock down.
- Drained petrol storage, completely separate from rest of yacht.
- Jiffy reefing and rolling boom for easy mainsail storage.
- Excellent non-skid surface.
- Stainless steel safety pushpit makes it easy to pull yourself on board, also doubles as a mainsheet traveller to keep gear out of cockpit.
- Raised toe rail, right around boat to brace your foot against and to stop gear from sliding overboard.
- Fully retracting rudder with lifting tiller.
- New designed ballasted keel.

The Careel 18 is Australia's most popular trailer yacht with over 400 yachts sold. Many features have been gained from more than a decade of manufacturing. Careel yachts offer excellent value for money.

DESIGNED FOR CRUISING OR RACING

The Careel 22L is a beautiful cruising yacht with an excellent racing performance. Its very efficient hull was designed by well known yacht designer Joe Adams.


The 22L is a stable, self righting, very comfortable boat to sail.

The cabin is extremely spacious, designed for lounging and will comfortably accommodate a family of six for sleeping and meals.

The well thought out, efficient galley slides and locks away when not in use, leaving more useful room in the cabin for day time use.

The solid timber table on top of the keel case is large enough for the whole family to sit around and incorporates a handy storage drawer.

Very important — the Careel 22L can be towed by a large family car. It is easy to launch and rig — can be launched if necessary off a sandy beach and the mast can be raised and lowered simply, by one man.



COMFORTABLE AND EFFICIENT LAYOUT

Much thought has gone into the layout of the 22L. A neat drained anchor hatch on the port side of the bow leaves ample room to stand. The raised toe rail right around the boat adds safety, giving you something to brace your foot against. In the large 2m self draining cockpit there is a drained petrol hatch completely sealed off from the cabin, and a drained ice box. For safety it is most important that these hatches do not open into the hull.

We feel that if a yacht is to have a 'pop-top' it must be extremely strong and sturdy — strong enough for an adult to stand on in the 'up' position if need be, anything less can be a safety hazard. The pop-top of the 22L is not only strong and rigid, it has four positions and automatically locks down.



CAREEL 22L

SPECIFICATIONS CAREEL 18 MKII

Length: 5.6m (18'5") Beam 2.26m (7'5")
 Draft: .30m (12") Keel up 1.2m (4') Keel down.
 Displacement: 607 kg (1340lbs)
 Keel Weight: 186kg (410lbs)
 Mast Height: 7m (23') above coach house.
 Sail Area: Mainsail 12.4sq.m (134sq.ft.)
 Jib 7.5sq.m (81sq.ft.)
 Genoa 10.08sq.m (112sq.ft.)
 Storm Jib 2.52sq.m (28sq.ft.)
 Construction: Maintenance free fibreglass—to the highest specifications.



The most important feature about Careel Yachts is how they are built.

Careel Yachts are manufactured to the highest specifications with woven rovings in the hull and timber reinforcement used throughout where extra strength is needed.

All Careel Yachts are available in various stages of construction, from kit, basic sailing to deluxe. And every assistance is given to the owners who wish to carry out their own fitting out, etc.

FINANCE CAN BE ARRANGED

David Rose Yachts feel that people buying a yacht of this size should have some choice in the internal layout. Two internal layouts are available—a dinette model and a settee model with a choice of sliding or fixed galley etc. All berths are over 1.85m in length, you can sit up in each berth, and even look out a window!

The toilet area on a small yacht should be well ventilated and private. The Careel 22L's forward hatch gives excellent ventilation and the whole forward area can be screened.


There is plenty of storage under the bunks and the panelling also provides excellent storage.

CRAFTSMAN BUILT

We are very proud of the woodwork by our craftsmen. The beautifully finished mast post and keel top make a useful table when the leaves are added.

The interior of the boat is easy to keep clean and scrubbable indoor-outdoor carpet is used on the floor.

The forward hatch, apart from providing ventilation, is large enough for an adult to pass through.



The 380kg hydraulically operated keel has been engineered to exceptional safety specifications and now features a high speed pump and stainless steel hydraulic line.

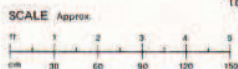
No hanging over the stern with an outboard motor on a bracket—your outboard will fit neatly onto a stainless strap on the transom of the yacht, right beside the fuel storage compartment.

SPECIFICATIONS CAREEL 22L

Length: 6.90m (22'9") Beam 2.50m (8'1")
 Draft: Swing keel up .36m (14")
 Keel down 1.52m (5')
 Keel version 1.37m (4'6")
 Swing Keel weight 380 kg (836lbs.)
 Fixed Keel weight 545kg (1,200lbs.)
 Sail Area: Working Sail Area 22.67m² (244sq.ft.)
 Swing Keel: Main & No. 1 Genoa 27.27m² (303sq.ft.)
 Fixed Keel: Working Sail Area 25.55m² (285sq.ft.)
 Construction: Maintenance free fibreglass, to the highest specifications.
 Accommodation: 5-6 berth, dinette, toilet, stove and sink
 — Alternative layouts available.
 6' headroom in 'pop-top' area.




 **CAREEL
18 MKII**





The Careel Cruising Yacht Association is an Australia wide Association catering for the needs of Careel 18 and Careel 22 owners and their families — an active cruising, racing, training and social programme is organised right throughout the year.



MANUFACTURED BY
DAVID ROSE
YACHTS
 PTY. LTD.

14 CURRAWONG AVENUE, PALM BEACH, 2108
 TELEPHONE: (02) 919 4701 OR (02) 939 2852

MACPRINT 805 6811

Sourced, stored & provided, courtesy of John Crawford Marine. "QLD's Used Boat Specialists Since 1964"